

**Wednesday, April 1st – Mrs. Collins' Class Resources**

All completed work can be stored in the envelope and returned when we return to school if you choose.

Writing/Grammar  
(25 minutes)

**1) Listen to the Morning Announcements by Dr. Leatherbarrow**

<https://www.cbsd.org/Page/49332>

(Scroll to the bottom of the page and find today's date.)

**2) Poetry Playoffs** <https://www.cbsd.org/Page/45981>


**Overview**

- Generate ideas to be used as seeds.

**Explanation:** We will use the menu posted in Seesaw to explore the genre of Informative Writing.

**Task 1**

- Open to the next clean page in your Writer's Notebook.
- Write the date at the top (4 – 1 – 20).
- Look for the **Informative Writing Menu** in Seesaw and choose a prompt to write from.
- Write your opinion at the top of the page for a title.
- Write your response to the prompt below.
- Go back to reread your writing to check that it makes sense.
- Read it again to check for correct capitalization, finger spacing, spelling, and punctuation.



**Overview**

- Identify nouns.

**Task 2**

- Review what a noun is with Annie and Moby at <https://jr.brainpop.com/readingandwriting/word/nouns/>  
Username: brainpop  
Password: warwickel
- Look for the packet titled **Searching for Nouns** in your envelope. Complete the first page with a scavenger hunt!



**Option:** Share your work in Seesaw by uploading a photo.

**Wednesday, April 1st – Mrs. Collins' Class Resources**

All completed work can be stored in the envelope and returned when we return to school if you choose.

Mathematics  
(30 minutes)

**Overview**

- Use addition strategies and algorithm to subtract up to 3-digit numbers with regrouping in ones and tens.
- Use place-value understanding and properties of operations to add and subtract within 1,000.

**Explanation:** See the specific directions for each activity.

**Task 1: Subtraction with Regrouping in Hundreds, Tens, and Ones**


- Find the first math packet in your envelope titled **Lesson 2: Subtraction with Regrouping in Tens and Ones**.
- Complete pages 37 and 38.

**Task 2: XtraMath**

- Practice your recall of basic facts by logging in to **XtraMath** and trying to beat your last score.

**Task 3: Thinking Blocks (Bar Modeling)**

- Use understanding of addition and/or subtraction to solve problems when playing **Thinking Blocks Jr.** at [https://www.mathplayground.com/tb\\_addition\\_jr/index.html](https://www.mathplayground.com/tb_addition_jr/index.html)



**For additional practice opportunities created by the CBSD Math Coaches, look in "Activities" in our Seesaw Journal.**

**Option:** Share your work in Seesaw by uploading a photo.

**Wednesday, April 1st – Mrs. Collins’ Class Resources**

All completed work can be stored in the envelope and returned when we return to school if you choose.


<p><b>Reading</b> (45 minutes)</p>	<p><b>Overview</b></p> <ul style="list-style-type: none"><li>• Build background knowledge and respond to questions in complete sentences using correct conventions.</li><li>• Read with accuracy and fluency to promote comprehension.</li><li>• Know and apply grade-level phonics and word analysis skills in decoding text.</li></ul> <p><b>Things to Know</b></p> <p>To find the magazine/video online, click on “All Issues” at the top and use the arrow at the bottom to turn to the page to find this magazine. You DO NOT have the hard copies for this activity in your envelope. You will find the pages you need in “Activities” in our Seesaw Journal.</p> <p>Access <b>Scholastic News</b> via <b>Clever</b> OR use the link below. <a href="https://digital.scholastic.com/resources/classpasscode/?app=sn2&amp;state=%2F&amp;role=classroom">https://digital.scholastic.com/resources/classpasscode/?app=sn2&amp;state=%2F&amp;role=classroom</a></p> <p>Remember to restate the questions and answer in complete sentences.</p> <p><b>Task 1: Scholastic News</b></p> <ul style="list-style-type: none"><li>• Find the activity in Seesaw titled <b>SN: Word Work This Is The World’s Most Dangerous Cat!</b></li><li>• Read the questions</li><li>• Read the magazine online.</li><li>• Answer the questions.</li><li>• Edit your sentences for correct capitalization, punctuation, finger spacing, and spelling.</li></ul> <p><b>Task 2: Independent Reading</b></p> <ul style="list-style-type: none"><li>• Find a quiet, comfy spot to enjoy reading a book.</li></ul> <p><b>Task 3: Read Aloud</b></p> <ul style="list-style-type: none"><li>• Join me on Seesaw to listen to <i>The One and Only Ivan</i> by Katherine Applegate</li></ul> <p><b>Option:</b> Share your work in Seesaw by uploading a photo.</p>
<p><b>Specials</b> (20 minutes)</p>	<p><b>Mondays:</b> Art <a href="https://www.cbsd.org/Page/48545">https://www.cbsd.org/Page/48545</a> Mrs. H-D</p> <p><b>Tuesdays:</b> Music <a href="https://www.cbsd.org/Page/45977">https://www.cbsd.org/Page/45977</a> Mrs. Kelly</p> <p><b>Wednesdays:</b> Library <a href="https://www.cbsd.org/Page/45981">https://www.cbsd.org/Page/45981</a> Mrs. Kehan</p> <p><b>Thursdays:</b> Gym <a href="https://www.cbsd.org/Page/47173">https://www.cbsd.org/Page/47173</a> Mrs. Leuthe</p> <p><b>Fridays:</b> QUEST <a href="https://www.cbsd.org/Page/45881">https://www.cbsd.org/Page/45881</a> Mr. Sidelinker</p> <p><b>Option:</b> Share your work in Seesaw by uploading a photo.</p>



I'll post our links for all our specials each day so students can choose to go back to finish a project and/or visit a special scheduled on Fridays.

**Wednesday, April 1st – Mrs. Collins’ Class Resources**

All completed work can be stored in the envelope and returned when we return to school if you choose.

<p style="writing-mode: vertical-rl; transform: rotate(180deg);"><b>Science</b> (20 minutes)</p>	<p><b>Overview</b></p> <ul style="list-style-type: none"><li>• Learn about endangered animals and their habitats.</li></ul> <p><b>Explanation:</b> This week we’ll build on what we learned in last week’s Scholastic News about how scientists created schools to help endangered animals.</p> <p><b>Weeklong Task:</b></p> <ul style="list-style-type: none"><li>• Look for and read over the directions for <b>Design an Animal School</b>.</li><li>• The other pages you need are attached.</li><li>• This project can be worked on all week.</li><li>• You can find resources in Epic, Pebble Go, Scholastic News, etc.</li><li>• You can go to <a href="https://www.cbsd.org/Page/990">https://www.cbsd.org/Page/990</a> and use the following username/password to access</li></ul> <p><b>Pebble Go and Pebble Go Next:</b> Username: cblib Password: school</p> <p><b>Option:</b> Share your work in Seesaw by uploading a photo or video. Have fun with the project!</p> 
<p style="writing-mode: vertical-rl; transform: rotate(180deg);"><b>May Dos</b></p>	<p style="text-align: center;"><b>Ideas from Warwick’s favorite librarian, Mrs. Kehan!</b> All resources can be found at <a href="https://www.cbsd.org/page/45981">https://www.cbsd.org/page/45981</a></p> <ul style="list-style-type: none"><li>• <b>What's Warwick reading at home?</b> Let us know what good book(s) you are reading at home. Give us a little summary and what you think of the book. Hopefully we will be able to add titles onto our TBR (to be read) pile.</li><li>• <b>Online Scholastic Resources</b></li><li>• <b>Author Read Alouds</b></li></ul>